

Certificate of Analysis

Powered by Confident Cannabis
1 of 5



Juniper Analytics LLC

1334 NE 2nd St
Bend, OR
(541) 382-3796
<http://www.juniperanalyticsllc.com>
ORELAP: License # 10035537931

So Fresh Farms

Canby, OR 97013
(503) 888-2159
Lic. #020-100010499D8



Sample: 18JA2133.03

Flower Terpenes - TER, Flower - Full
Compliance Homogeneous Pesticides - CAN,
PES-R, MC, WA

Intake Date: 12/05/2018
Harvest/Prod. Date: 11/12/2018

Peaches n Cream Flower

Strain: Peaches n Cream
METRC Sample: 1A4010300001E17000004112
Batch #: 4000



20.774%

Total THC %

<LOQ

Total CBD %

207.74 mg/g

Total THC mg/g

<LOQ

Total CBD mg/g

Pesticides **Pass**

Water Activity **Pass**

Moisture Content **Complete**

See attached sheets for details

This product has been tested by Juniper Analytics, LLC using valid testing methodologies and a quality system as required by state law. Values reported relate only to the product tested and batched under the batch number identified above. Test results are valid for one year after the completion data. Juniper Analytics, LLC makes no claims as to the efficacy, safety, or other risks associated with any detected or non-detected level of any compounds reported herein. This Certificate shall not be reproduced except in full, without the written approval of Juniper Analytics, LLC.

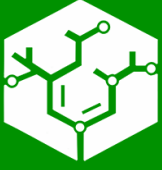
Ben Armstrong
QA Review

Confident Cannabis
All Rights Reserved
support@confidentcannabis.com
(866) 506-5866
www.confidentcannabis.com



Certificate of Analysis

Powered by Confident Cannabis
2 of 5



Juniper Analytics LLC

1334 NE 2nd St
Bend, OR
(541) 382-3796
<http://www.juniperanalyticsllc.com>
ORELAP: License # 10035537931

So Fresh Farms

Canby, OR 97013
(503) 888-2159
Lic. #020-100010499D8



Sample: 18JA2133.03

Flower Terpenes - TER, Flower - Full
Compliance Homogeneous Pesticides - CAN,
PES-R, MC, WA

Intake Date: 12/05/2018
Harvest/Prod. Date: 11/12/2018
Potency Analysis Date: 12/06/2018

Peaches n Cream Flower

Strain: Peaches n Cream
METRC Sample: 1A4010300001E17000004112
Batch #: 4000



Cannabinoid Profile

20.774%
Total THC
207.74 mg/g
Total THC mg/g

<LOQ
Total CBD
<LOQ
Total CBD mg/g

| Analyte | LOQ mg/g | Mass % | Mass mg/g |
|-----------------|-------------|---------------|---------------|
| THCa | 0.560 | 22.638 | 226.38 |
| Δ^9 -THC | 0.560 | 0.920 | 9.20 |
| Δ^8 -THC | 0.560 | <LOQ | <LOQ |
| THCV | 0.560 | <LOQ | <LOQ |
| CBDa | 0.560 | <LOQ | <LOQ |
| CBD | 0.560 | <LOQ | <LOQ |
| CBN | 0.560 | <LOQ | <LOQ |
| CBG | 0.560 | 0.167 | 1.67 |
| CBC | 0.560 | <LOQ | <LOQ |
| Total | | 23.726 | 237.26 |

Total THC = THCa * 0.877 + Δ^9 -THC

Total CBD = CBDa * 0.877 + CBD

Instrument: HPLC/DAD; Method: JA-Potency-Proprietary; LOQ = Limit of Quantitation; The reported result is based on a sample weight with the applicable moisture content for that sample; Unless otherwise stated all quality control samples performed within specifications established by the Laboratory. Potency Analysis (Oregon Compliance Standard OAR 333-007-0430).

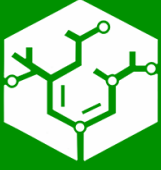
Ben Armstrong
QA Review

Confident Cannabis
All Rights Reserved
support@confidentcannabis.com
(866) 506-5866
www.confidentcannabis.com



Certificate of Analysis

Powered by Confident Cannabis
3 of 5



Juniper Analytics LLC

1334 NE 2nd St
Bend, OR
(541) 382-3796
<http://www.juniperanalyticsllc.com>
ORELAP: License # 10035537931

So Fresh Farms

Canby, OR 97013
(503) 888-2159
Lic. #020-100010499D8



Sample: 18JA2133.03


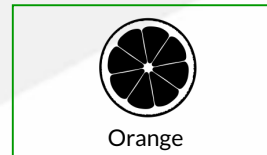

Flower Terpenes - TER, Flower - Full
Compliance Homogeneous Pesticides - CAN,
PES-R, MC, WA

Intake Date: 12/05/2018
Harvest/Prod. Date: 11/12/2018
Terpenes Analysis Date: 12/11/2018

Peaches n Cream Flower

Strain: Peaches n Cream
METRC Sample: 1A4010300001E17000004112
Batch #: 4000
Terpenes

| Analyte | LOQ | Mass | Mass | Analyte | LOQ | Mass | Mass |
|---------------------|------|-------|-------|-----------------|------|--------------|--------------|
| | mg/g | mg/g | % | | mg/g | mg/g | % |
| β-Myrcene | | 30.83 | 3.083 | α-Terpinene | <LOQ | <LOQ | <LOQ |
| β-Caryophyllene | | 6.47 | 0.647 | β-Ocimene | <LOQ | <LOQ | <LOQ |
| α-Pinene | | 5.29 | 0.529 | Camphor | <LOQ | <LOQ | <LOQ |
| α-Humulene | | 4.93 | 0.493 | Cedrol | <LOQ | <LOQ | <LOQ |
| δ-Limonene | | 2.45 | 0.245 | cis-Nerolidol | <LOQ | <LOQ | <LOQ |
| β-Pinene | | 2.39 | 0.239 | cis-Ocimene | <LOQ | <LOQ | <LOQ |
| Linalool | | 1.40 | 0.140 | δ-3-Carene | <LOQ | <LOQ | <LOQ |
| α-Terpineol | | 0.56 | 0.056 | Eucalyptol | <LOQ | <LOQ | <LOQ |
| Fenchol | | 0.46 | 0.046 | γ-Terpinene | <LOQ | <LOQ | <LOQ |
| Guaiol | | 0.45 | 0.045 | γ-Terpineol | <LOQ | <LOQ | <LOQ |
| Valencene | | 0.39 | 0.039 | Geraniol | <LOQ | <LOQ | <LOQ |
| α-Bisabolol | | 0.38 | 0.038 | Geranyl Acetate | <LOQ | <LOQ | <LOQ |
| Caryophyllene Oxide | | 0.22 | 0.022 | Isoborneol | <LOQ | <LOQ | <LOQ |
| Camphene | | 0.14 | 0.014 | Isopulegol | <LOQ | <LOQ | <LOQ |
| Sabinene Hydrate | | 0.07 | 0.007 | Nerol | <LOQ | <LOQ | <LOQ |
| Borneol | | 0.05 | 0.005 | (+)-Pulegone | <LOQ | <LOQ | <LOQ |
| Fenchone | | 0.01 | 0.001 | p-Cymene | <LOQ | <LOQ | <LOQ |
| Allo-Ocimene | <LOQ | <LOQ | <LOQ | Sabinene | <LOQ | <LOQ | <LOQ |
| α-Cedrene | <LOQ | <LOQ | <LOQ | Terpinolene | <LOQ | <LOQ | <LOQ |
| α-Phellandrene | <LOQ | <LOQ | <LOQ | trans-Nerolidol | <LOQ | <LOQ | <LOQ |
| | | | | Total | | 56.51 | 5.651 |



Instrument: GC/MS; Method: JA-Terpene-Proprietary; LOQ = Limit of Quantitation; Unless otherwise stated all quality control samples performed within specifications established by the Laboratory.

Ben Armstrong

Ben Armstrong
QA Review

Confident Cannabis
All Rights Reserved
support@confidentcannabis.com
(866) 506-5866
www.confidentcannabis.com



Certificate of Analysis

Powered by Confident Cannabis
4 of 5



Juniper Analytics LLC

1334 NE 2nd St
Bend, OR
(541) 382-3796
<http://www.juniperanalyticsllc.com>
ORELAP: License # 10035537931

So Fresh Farms

Canby, OR 97013
(503) 888-2159
Lic. #020-100010499D8



Sample: 18JA2133.03

Flower Terpenes - TER, Flower - Full
Compliance Homogeneous Pesticides - CAN,
PES-R, MC, WA

Intake Date: 12/05/2018
Harvest/Prod. Date: 11/12/2018
Pesticides Analysis Date: 12/07/2018

Peaches n Cream Flower

Strain: Peaches n Cream
METRC Sample: 1A4010300001E17000004112
Batch #: 4000

Pesticides

Pass

Sample tested per OR multi-strain batch testing (OHA Bulletin 2017-06)

| Analyte | LOQ | Limit | Results | Status | Analyte | LOQ | Limit | Results | Status |
|---------------------|------|-------|---------|--------|--------------------|------|-------|---------|--------|
| | PPM | PPM | PPM | | | PPM | PPM | PPM | |
| Abamectin | 0.25 | 0.50 | <LOQ | Pass | Imazalil | 0.10 | 0.20 | <LOQ | Pass |
| Acephate | 0.20 | 0.40 | <LOQ | Pass | Imidacloprid | 0.20 | 0.40 | <LOQ | Pass |
| Acequinocyl | 1.00 | 2.00 | <LOQ | Pass | Kresoxim Methyl | 0.20 | 0.40 | <LOQ | Pass |
| Acetamiprid | 0.10 | 0.20 | <LOQ | Pass | Malathion | 0.10 | 0.20 | <LOQ | Pass |
| Aldicarb | 0.20 | 0.40 | <LOQ | Pass | Metalaxyl | 0.10 | 0.20 | <LOQ | Pass |
| Azoxystrobin | 0.10 | 0.20 | <LOQ | Pass | Methiocarb | 0.10 | 0.20 | <LOQ | Pass |
| Bifenazate | 0.10 | 0.20 | <LOQ | Pass | Methomyl | 0.20 | 0.40 | <LOQ | Pass |
| Bifenthrin | 0.10 | 0.20 | <LOQ | Pass | Methyl Parathion | 0.10 | 0.20 | <LOQ | Pass |
| Boscalid | 0.20 | 0.40 | <LOQ | Pass | MGK-264 | 0.10 | 0.20 | <LOQ | Pass |
| Carbaryl | 0.10 | 0.20 | <LOQ | Pass | Myclobutanil | 0.10 | 0.20 | <LOQ | Pass |
| Carbofuran | 0.10 | 0.20 | <LOQ | Pass | Naled | 0.25 | 0.50 | <LOQ | Pass |
| Chlorantraniliprole | 0.10 | 0.20 | <LOQ | Pass | Oxamyl | 0.50 | 1.00 | <LOQ | Pass |
| Chlorfenapyr | 0.50 | 1.00 | <LOQ | Pass | Pacllobutrazol | 0.20 | 0.40 | <LOQ | Pass |
| Chlorpyrifos | 0.10 | 0.20 | <LOQ | Pass | Permethrins | 0.10 | 0.20 | <LOQ | Pass |
| Clofentezine | 0.10 | 0.20 | <LOQ | Pass | Phosmet | 0.10 | 0.20 | <LOQ | Pass |
| Cyfluthrin | 0.50 | 1.00 | <LOQ | Pass | Piperonyl Butoxide | 1.00 | 2.00 | <LOQ | Pass |
| Cypermethrin | 0.50 | 1.00 | <LOQ | Pass | Prallethrin | 0.10 | 0.20 | <LOQ | Pass |
| Daminozide | 0.50 | 1.00 | <LOQ | Pass | Propiconazole | 0.20 | 0.40 | <LOQ | Pass |
| DDVP | 0.50 | 1.00 | <LOQ | Pass | Propoxur | 0.10 | 0.20 | <LOQ | Pass |
| Diazinon | 0.10 | 0.20 | <LOQ | Pass | Pyrethrins | 0.50 | 1.00 | <LOQ | Pass |
| Dimethoate | 0.10 | 0.20 | <LOQ | Pass | Pyridaben | 0.10 | 0.20 | <LOQ | Pass |
| Ethoprophos | 0.10 | 0.20 | <LOQ | Pass | Spinosad | 0.10 | 0.20 | <LOQ | Pass |
| Etofenprox | 0.20 | 0.40 | <LOQ | Pass | Spiromesifen | 0.10 | 0.20 | <LOQ | Pass |
| Etoxazole | 0.10 | 0.20 | <LOQ | Pass | Spirotetramat | 0.10 | 0.20 | <LOQ | Pass |
| Fenoxycarb | 0.10 | 0.20 | <LOQ | Pass | Spiroxamine | 0.20 | 0.40 | <LOQ | Pass |
| Fenpyroximate | 0.20 | 0.40 | <LOQ | Pass | Tebuconazole | 0.20 | 0.40 | <LOQ | Pass |
| Fipronil | 0.20 | 0.40 | <LOQ | Pass | Thiacloprid | 0.10 | 0.20 | <LOQ | Pass |
| Flonicamid | 0.50 | 1.00 | <LOQ | Pass | Thiamethoxam | 0.10 | 0.20 | <LOQ | Pass |
| Fludioxonil | 0.20 | 0.40 | <LOQ | Pass | Trifloxystrobin | 0.10 | 0.20 | <LOQ | Pass |
| Hexythiazox | 0.50 | 1.00 | <LOQ | Pass | | | | | |

Instrument: LC-MS/MS; Method: AOAC 2007.1-Mod; LOQ = Limit of Quantitation; The reported result is based on wet sample weight for that sample; Unless otherwise stated all quality control samples performed within specifications established by the Laboratory.Pesticide Analysis (Oregon Compliance Standard OAR 333-008-1190).

Ben Armstrong
QA Review

Confident Cannabis
All Rights Reserved
support@confidentcannabis.com
(866) 506-5866
www.confidentcannabis.com



Certificate of Analysis

Powered by Confident Cannabis
5 of 5



Juniper Analytics LLC

1334 NE 2nd St
Bend, OR
(541) 382-3796
<http://www.juniperanalyticsllc.com>
ORELAP: License # 10035537931

So Fresh Farms

Canby, OR 97013
(503) 888-2159
Lic. #020-100010499D8



Sample: 18JA2133.03

Flower Terpenes - TER, Flower - Full
Compliance Homogeneous Pesticides - CAN,
PES-R, MC, WA

Intake Date: 12/05/2018
Harvest/Prod. Date: 11/12/2018
Moisture Analysis Date: 12/05/2018
Water Activity Analysis Date: 12/05/2018

Peaches n Cream Flower

Strain: Peaches n Cream
METRC Sample: 1A4010300001E17000004112
Batch #: 4000

Moisture Content / Water Activity

13.83%

Moisture

Pass

0.249 aw

Water Activity

Instrument: Aqua Lab Water Activity Meter. Water Activity and Moisture Content (Oregon Compliance Standard OAR 333-007-0420)
Instrument: Sartorius MA37 Electronic Moisture Analyzer

Ben Armstrong
QA Review

Confident Cannabis
All Rights Reserved
support@confidentcannabis.com
(866) 506-5866
www.confidentcannabis.com

