

Sample Name: **Sweet Tooth**  
 Tested for: **SoFresh Farms**  
**Compliance Testing - Flower**

Laboratory ID: 18A0026-01

Matrix: Useable Marijuana

Sample Metrc ID: 1A4010300001E17000002015

Strain: Sweet Tooth

Lot # RH R1 ST 2018

Date Sampled: 01/26/18 10:00

Batch RFID: 1A4010300001E17000001923

Date Accepted: 01/26/18

Batch Size: 1449.4

Results Valid Until: 01/26/19



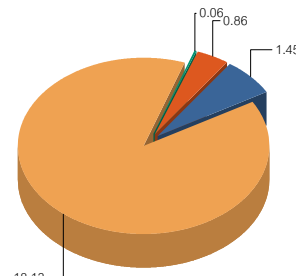
### Potency Analysis

Date Extracted: 01/26/18

Analysis Method/SOP: Potency

Date Analyzed: 01/26/18

\* - ORELAP certified analyte

Cannabinoids	% weight	mg/g	Cannabinoids Profile										
<b>Total Potential THC</b> ((THCA*0.877)+d9)	17.4	174	 <table border="1" data-bbox="1282 1239 1461 1365"> <tr><td>THC</td><td>1.45</td></tr> <tr><td>THCA</td><td>18.13</td></tr> <tr><td>CBG</td><td>0.06</td></tr> <tr><td>CBGA</td><td>0.86</td></tr> <tr><td>Total</td><td>20.50</td></tr> </table>	THC	1.45	THCA	18.13	CBG	0.06	CBGA	0.86	Total	20.50
THC	1.45												
THCA	18.13												
CBG	0.06												
CBGA	0.86												
Total	20.50												
<b>Total Potential CBD</b> ((CBDA*0.877)+CBD)	0.0541	0.541											
d9-THC (d9-Tetrahydrocannabinol)*	1.45	14.5											
d8-THC (d8-Tetrahydrocannabinol)*	< LOQ	< LOQ											
THCA (d9-Tetrahydrocannabinolic Acid)*	18.1	181											
CBD (Cannabidiol)*	< LOQ	< LOQ											
CBDA (Cannabidiolic Acid)*	< LOQ	< LOQ											
CBN (Cannabinol)*	< LOQ	< LOQ											
CBG (Cannabigerol)*	0.0567	0.567											
CBGA (Cannabigerolic Acid)	0.864	8.64											
CBDV (Cannabidivarin)*	< LOQ	< LOQ											
CBDVA (Cannabidivarinic Acid)	< LOQ	< LOQ											
CBC (Cannabichromene)*	< LOQ	< LOQ											
THCV (Tetrahydrocannabivarin)	< LOQ	< LOQ											
<b>Total Cannabinoids</b>	20.6	206											

### Water Activity and Moisture

Analyte	Result	Limit	Units	LOQ	Analyzed	Method
Percent Moisture	11.3	15	%	0.10	01/26/2018	Moisture
Cannabinoids reported as dry weight (moisture corrected)				Results above the action level are highlighted in red #.		
<LOQ - Results below the Limit of Quantitation - Compound not detected						

  
 Brian Weigel For Max Duimstra  
 Operations Manager

These results relate only to the sample included on this report. The report may not be reproduced except in full, without the written permission of SC Laboratories. Samples tested in accordance with Oregon Administrative Rules, TNI 2009 Standard and SC Laboratories quality assurance plan unless otherwise noted.

Sample Name: <b>Sweet Tooth</b>	Date Sampled: <b>01/26/18 10:00</b>
Tested for: <b>SoFresh Farms</b>	Date Accepted: <b>01/26/18</b>
<b>Compliance Testing - Flower</b>	Results Valid Until: <b>01/26/19</b>
Laboratory ID: <b>18A0026-01</b> Strain: <b>Sweet Tooth</b>	Sample Metrc ID: <b>1A4010300001E17000002015</b>
Matrix: <b>Useable Marijuana</b>	Batch RFID: <b>1A4010300001E17000001923</b>
Lot # <b>RH R1 ST 2018</b>	Batch Size: <b>1449.4</b>

### Terpene Analysis

Date Extracted: 01/26/18


Analysis Method/SOP: Potency

Date Analyzed: 01/26/18

Analyte	Result (%)	LOQ	Analyte	Result	LOQ
alpha Pinene	0.0475	0.0200	Myrcene	0.440	0.0200
alpha Phellandrene	< LOQ	0.0200	(+)-3-Carene	< LOQ	0.0200
alpha Terpinene	< LOQ	0.0200	Limonene	< LOQ	0.0200
Terpinolene	0.356	0.0200	Linalool	0.0319	0.0200
Fenchol	< LOQ	0.0200	Borneol	< LOQ	0.0200
Geraniol	0.0202	0.0200	alpha Humulene	0.0288	0.0200
beta Caryophyllene	0.101	0.0200	Caryophyllene Oxide	< LOQ	0.0200
alpha Bisabolol	0.0224	0.0200	Camphene	< LOQ	0.0200
beta Pinene	0.0744	0.0200	Sabinene	< LOQ	0.0200
Camphor	< LOQ	0.0200	Isoborneol	< LOQ	0.0200
Menthol	< LOQ	0.0200	alpha Cedrene	< LOQ	0.0200
trans-Nerolidol	0.0236	0.0200	R-(+)-Pulegone	< LOQ	0.0200
Eucalyptol	< LOQ	0.0200	p-Cymene	< LOQ	0.0200
(-)-Isopulegol	< LOQ	0.0200	Geranyl Acetate	< LOQ	0.0200
Guaiol	< LOQ	0.0200	Valencene	0.0537	0.0200
(-)-Borneol	< LOQ	0.0200	R-(+)-Limonene	0.145	0.0200
Sabinene Hydrate	< LOQ	0.0200	gamma-Terpinene	< LOQ	0.0200
cis-Nerolidol	< LOQ	0.0200	Citronellol	< LOQ	0.0200
Ocimene	0.0932	0.0200	Phytol	0.0540	0.0200
Terpineol	0.0912	0.0200	Nerolidol	0.0259	0.0200
			<b>Total Terpenes</b>	<b>1.62 %</b>	

<LOQ - Results below the Limit of Quantitation - Compound not detected

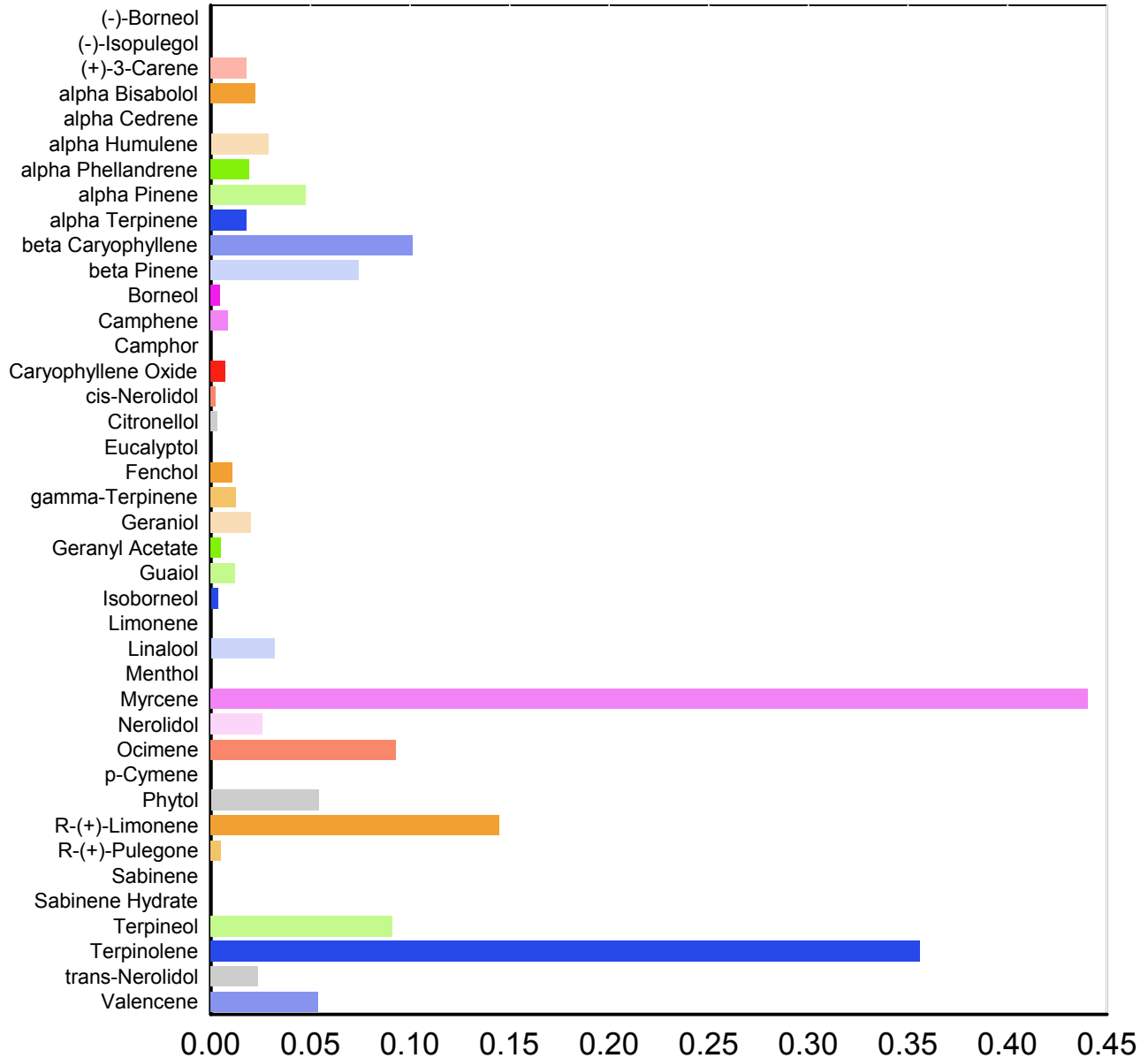
Terpene Analysis is not ORELAP Accredited.

  
 Brian Weigel For Max Duimstra  
 Operations Manager


These results relate only to the sample included on this report. The report may not be reproduced except in full, without the written permission of SC Laboratories. Samples tested in accordance with Oregon Administrative Rules, TNI 2009 Standard and SC Laboratories quality assurance plan unless otherwise noted.

Sample Name: <b>Sweet Tooth</b>	Date Sampled: <b>01/26/18 10:00</b>
Tested for: <b>SoFresh Farms</b>	Date Accepted: <b>01/26/18 12:30</b>
<b>Compliance Testing - Flower</b>	Results Valid Until: <b>01/26/19</b>
Laboratory ID: <b>18A0026-01</b>	Matrix: <b>Useable Marijuana</b>
Client/Metric ID: <b>1A4010300001E17000002015</b>	

**Terpene Profile**



%

  
 Brian Weigel For Max Duimstra  
 Operations Manager

These results relate only to the sample included on this report. The report may not be reproduced except in full, without the written permission of SC Laboratories. Samples tested in accordance with Oregon Administrative Rules, TNI 2009 Standard and SC Laboratories quality assurance plan unless otherwise noted.

**Case Narrative**

Terpenes- Phytol exceeded normally accepted QC criteria in the sample duplicate. Due to relatively large variations in very small values calculated high RPD.


Pesticides - Acephate, Oxamyl, flonicamide, and methomyl recovered outside normally accepted QC criteria.

**Quality Control  
Potency**

**Batch: B180041 - Potency/Terpenes**

Blank(B180041-BLK1)			Extracted - 01/26/18 10:22 Analyzed - 01/26/18 17:01					
Analyte	Result	Units	Spike Level	Source Result	%REC	%REC Limits	RPD	RPD Limit
d9-THC (d9-Tetrahydrocannabinol)	< LOQ	%						
d8-THC (d8-Tetrahydrocannabinol)	< LOQ	%						
THCA (d9-Tetrahydrocannabinolic Acid)	< LOQ	%						
CBD (Cannabidiol)	< LOQ	%						
CBDA (Cannabidiolic Acid)	< LOQ	%						
CBN (Cannabinol)	< LOQ	%						
CBG (Cannabigerol)	< LOQ	%						
CBGA (Cannabigerolic Acid)	< LOQ	%						
CBDV (Cannabidivarin)	< LOQ	%						
CBDVA (Cannabidivarinic Acid)	< LOQ	%						
CBC (Cannabichromene)	< LOQ	%						
THCV (Tetrahydrocannabivarin)	< LOQ	%						

Duplicate(B180041-DUP1)			Extracted - 01/26/18 10:22 Analyzed - 01/26/18 17:18					
Analyte	Result	Units	Spike Level	Source Result	%REC	%REC Limits	RPD	RPD Limit
d9-THC (d9-Tetrahydrocannabinol)	1.44	%		1.45			0.464	20
d8-THC (d8-Tetrahydrocannabinol)	< LOQ	%		< LOQ				20
THCA (d9-Tetrahydrocannabinolic Acid)	19.2	%		18.1			5.53	20
CBD (Cannabidiol)	< LOQ	%		< LOQ				20
CBDA (Cannabidiolic Acid)	0.0728	%		0.0617			16.5	20
CBN (Cannabinol)	< LOQ	%		< LOQ				20
CBG (Cannabigerol)	0.0634	%		0.0567			11.0	20
CBGA (Cannabigerolic Acid)	0.905	%		0.864			4.66	20
CBDV (Cannabidivarin)	< LOQ	%		< LOQ				20
CBDVA (Cannabidivarinic Acid)	0.0426	%		< LOQ				20
CBC (Cannabichromene)	< LOQ	%		< LOQ				20
THCV (Tetrahydrocannabivarin)	< LOQ	%		< LOQ				20


  
Brian Weigel For Max Duimstra  
Operations Manager

These results relate only to the sample included on this report. The report may not be reproduced except in full, without the written permission of SC Laboratories. Samples tested in accordance with Oregon Administrative Rules, TNI 2009 Standard and SC Laboratories quality assurance plan unless otherwise noted.

## Quality Control Potency (Continued)

**Batch: B180041 - Potency/Terpenes (Continued)**

LCS(B180041-BS1)		Extracted - 01/26/18 10:22 Analyzed - 01/26/18 17:10						
Analyte	Result	Units	Spike Level	Source Result	%REC	%REC Limits	RPD	RPD Limit
d9-THC (d9-Tetrahydrocannabinol)	0.0452	%	0.0400		113	80-120		
THCA (d9-Tetrahydrocannabinolic Acid)	0.0358	%	0.0400		89.4	80-120		
CBD (Cannabidiol)	0.0393	%	0.0400		98.4	80-120		
CBN (Cannabinol)	0.0402	%	0.0400		100	80-120		

  
 Brian Weigel For Max Duimstra  
 Operations Manager

These results relate only to the sample included on this report. The report may not be reproduced except in full, without the written permission of SC Laboratories. Samples tested in accordance with Oregon Administrative Rules, TNI 2009 Standard and SC Laboratories quality assurance plan unless otherwise noted.


## Quality Control Moisture Content

**Batch: B180042 - Gravimetric**

Duplicate(B180042-DUP1)			Extracted - 01/26/18 14:44 Analyzed - 01/26/18 14:44					
Analyte	Result	Units	Spike Level	Source Result	%REC	%REC Limits	RPD	RPD Limit
Percent Moisture	14.2	%		13.8			2.72	20

**Batch: B180044 - Potency/Terpenes**

Blank(B180044-BLK1)			Extracted - 01/26/18 13:31 Analyzed - 01/26/18 18:25					
Analyte	Result	Units	Spike Level	Source Result	%REC	%REC Limits	RPD	RPD Limit
alpha Pinene	< LOQ	%						
Myrcene	< LOQ	%						
alpha Phellandrene	< LOQ	%						
(+)-3-Carene	< LOQ	%						
alpha Terpinene	< LOQ	%						
Limonene	< LOQ	%						
Terpinolene	< LOQ	%						
Linalool	< LOQ	%						
Fenchol	< LOQ	%						
Borneol	< LOQ	%						
Geraniol	< LOQ	%						
alpha Humulene	< LOQ	%						
beta Caryophyllene	< LOQ	%						
Caryophyllene Oxide	< LOQ	%						
alpha Bisabolol	< LOQ	%						
Camphene	< LOQ	%						
beta Pinene	< LOQ	%						
Sabinene	< LOQ	%						
Camphor	< LOQ	%						
Isoborneol	< LOQ	%						
Menthol	< LOQ	%						
alpha Cedrene	< LOQ	%						
trans-Nerolidol	< LOQ	%						
R-(+)-Pulegone	< LOQ	%						
Eucalyptol	< LOQ	%						
p-Cymene	< LOQ	%						
(-)-Isopulegol	< LOQ	%						
Geranyl Acetate	< LOQ	%						
Guaiol	< LOQ	%						
Valencene	< LOQ	%						

  
Brian Weigel For Max Duimstra  
Operations Manager

These results relate only to the sample included on this report. The report may not be reproduced except in full, without the written permission of SC Laboratories. Samples tested in accordance with Oregon Administrative Rules, TNI 2009 Standard and SC Laboratories quality assurance plan unless otherwise noted.


## Quality Control

### Terpene Analysis (Continued)

**Batch: B180044 - Potency/Terpenes (Continued)**

Blank(B180044-BLK1)			Extracted - 01/26/18 13:31 Analyzed - 01/26/18 18:25					
Analyte	Result	Units	Spike Level	Source Result	%REC	%REC Limits	RPD	RPD Limit
(-)-Borneol	< LOQ	%						
R-(+)-Limonene	< LOQ	%						
Sabinene Hydrate	< LOQ	%						
gamma-Terpinene	< LOQ	%						
cis-Nerolidol	< LOQ	%						
Citronellol	< LOQ	%						
Ocimene	< LOQ	%						
Phytol	0.0785	%						
Terpineol	< LOQ	%						
Nerolidol	< LOQ	%						

Duplicate(B180044-DUP1)			Extracted - 01/26/18 13:31 Analyzed - 01/26/18 18:25					
Analyte	Result	Units	Spike Level	Source Result	%REC	%REC Limits	RPD	RPD Limit
alpha Pinene	0.0551	%		0.0475			15.0	20
Myrcene	0.469	%		0.440			6.24	20
alpha Phellandrene	< LOQ	%		< LOQ				20
(+)-3-Carene	0.0202	%		< LOQ				20
alpha Terpinene	< LOQ	%		< LOQ				20
Limonene	< LOQ	%		< LOQ				20
Terpinolene	0.356	%		0.356			0.0977	20
Linalool	0.0346	%		0.0319			8.09	20
Fenchol	< LOQ	%		< LOQ				20
Borneol	< LOQ	%		< LOQ				20
Geraniol	< LOQ	%		0.0202				20
alpha Humulene	0.0313	%		0.0288			8.05	20
beta Caryophyllene	0.109	%		0.101			7.79	20
Caryophyllene Oxide	< LOQ	%		< LOQ				20
alpha Bisabolol	0.0206	%		0.0224			8.53	20
Camphene	< LOQ	%		< LOQ				20
beta Pinene	0.0784	%		0.0744			5.27	20
Sabinene	< LOQ	%		< LOQ				20
Camphor	< LOQ	%		< LOQ				20
Isoborneol	< LOQ	%		< LOQ				20
Menthol	< LOQ	%		< LOQ				20
alpha Cedrene	< LOQ	%		< LOQ				20

  
Brian Weigel For Max Duimstra  
Operations Manager


These results relate only to the sample included on this report. The report may not be reproduced except in full, without the written permission of SC Laboratories. Samples tested in accordance with Oregon Administrative Rules, TNI 2009 Standard and SC Laboratories quality assurance plan unless otherwise noted.

## Quality Control

### Terpene Analysis (Continued)

**Batch: B180044 - Potency/Terpenes (Continued)**

Duplicate(B180044-DUP1)		Extracted - 01/26/18 13:31 Analyzed - 01/26/18 18:25						
Analyte	Result	Units	Spike Level	Source Result	%REC	%REC Limits	RPD	RPD Limit
trans-Nerolidol	0.0230	%		0.0236			2.41	20
R-(+)-Pulegone	< LOQ	%		< LOQ				20
Eucalyptol	< LOQ	%		< LOQ				20
p-Cymene	< LOQ	%		< LOQ				20
(-)-Isopulegol	< LOQ	%		< LOQ				20
Geranyl Acetate	< LOQ	%		< LOQ				20
Guaiol	< LOQ	%		< LOQ				20
Valencene	0.0607	%		0.0537			12.4	20
(-)-Borneol	< LOQ	%		< LOQ				20
R-(+)-Limonene	0.147	%		0.145			1.15	20
Sabinene Hydrate	< LOQ	%		< LOQ				20
gamma-Terpinene	< LOQ	%		< LOQ				20
cis-Nerolidol	< LOQ	%		< LOQ				20
Phytol 1	< LOQ	%		< LOQ				20
Phytol 2	0.0266	%		0.0365			31.6	20
Citronellol	< LOQ	%		< LOQ				20
alpha Ocimene	< LOQ	%		< LOQ				20
alpha Terpineol	< LOQ	%		0.0912				20
Ocimene	< LOQ	%		0.0932				20
beta Terpineol	< LOQ	%		< LOQ				20
Phytol	0.0406	%		0.0540			28.3	20
beta Ocimene	0.0922	%		0.0932			1.07	20
Terpineol	< LOQ	%		0.0912				20
Nerolidol	< LOQ	%		0.0259				20

  
Brian Weigel For Max Duimstra  
Operations Manager

These results relate only to the sample included on this report. The report may not be reproduced except in full, without the written permission of SC Laboratories. Samples tested in accordance with Oregon Administrative Rules, TNI 2009 Standard and SC Laboratories quality assurance plan unless otherwise noted.





18A0026

## OREGON LIQUOR CONTROL COMMISSION CANNABIS TRANSPORTATION MANIFEST



18A0026

All sales transactions are to be completed prior to transportation of any CANNABIS. The receiving entity may reject product delivered, but amount delivered must be limited to amount agreed upon in prior sales transaction.

<b>Manifest #:</b>	0000491911	<b>Date Created:</b>	1/26/2018 11:06 AM
<b>Originating Entity:</b>	sofresh farms	<b>For OLCC Use Only</b>	
<b>Originating License Number:</b>	020-100010499D8		
<b>Address of Originating Entity:</b>	27135 S Gribble Rd Canby, OR 97013		
<b>Phone No. of Originating Entity:</b>	503-849-9978		
<b>Contact Phone No. for Inquiries:</b>	503-849-9978		
<b>Destination # 1:</b>	SC Laboratories	<b>Destination Phone No.:</b>	707-339-0050
<b>Destination License Number:</b>	010-1004748743D	<b>Date and Approximate Time of Departure:</b>	1/26/2018 11:10 AM
<b>Address of Destination:</b>	15865 SW 74th Avenue Ste 110 Tigard, OR 97224	<b>Date and Approximate Time of Arrival:</b>	1/26/2018 11:30 AM
		<b>Date/Time Received:</b>	
		<b>Notes:</b> details for extenuating circumstances (e.g., road closure, flat tire, etc.)	
<b>Route to be Traveled:</b>	most direct route via google maps		
<b>Name of Person Transporting:</b>	Elliot Parker	<b>Handler Permit No. of Driver:</b>	a4a061
<b>State Driver's License No.:</b>	A841077	<b>Signature of Person Transporting:</b>	
<b>Make, Model, License Plate No.:</b>	nissan mv200 825kat		
<b>Package Label</b>	<b>Harvest Name</b>	<b>Item Name</b>	<b>Weight/Quantity</b>
1A4010300001E17000002015 Status: Shipped	RH R1 ST 2018	sweet tooth flower (Buds (by strain))	Shp: 10.4400 g
1A4010300001E17000002016 Status: Shipped	RH R1 DW 2018	Dog Walker Flower (Buds (by strain))	Shp: 10.7200 g
1A4010300001E17000002017 Status: Shipped	RH R1 MH 2018	Mystery Haze flower (Buds (by strain))	Shp: 10.7600 g
1A4010300001E17000002018 Status: Shipped	BRB GH R3 2017	Bruce banner Flower (Buds (by strain))	Shp: 10.5400 g
<b>PRODUCT REJECTION (if only a portion of shipment is rejected, circle that portion above)</b>			
<b>Name of Person Receiving or Rejecting Product:</b>			
I confirm that the contents of this shipment match weight records entered above, and I agree to take custody of those portions of this shipment <i>not</i> circled above. Those portions circled were returned to the individual delivering this shipment.			
<b>Signature:</b>			<b>Date:</b> 1/26/2018
<b>Signature of individual taking receipt of rejected portion of this shipment:</b>			

Client: So Fresh farms LLC Client License: 030-1002253EDE0 Date: 1/26/2018 Thermometer ID: ANEMOMETER 01  
 Location: 27135 s. Gribble rd. canby Or. 97013 Requestor: Andrew Montgomery Event ID: 1801265FF Balance ID: SAMP\_BAL\_02  
 Sampling SOP: SC-OR-SAMP-003 Sampler: Elliott Parker Transporter: Elliott Parker Hygrometer ID: ANEMOMETER 01

Lab ORELAP ID: 4133  
 Lab OLCC ID: 1004748743D



Weight used (g)	Weight Set ID	Acceptance Criteria	Initial Measured	Initial P/F	Final Measured	Final P/F
0.5	4000019532	±2.5%	0.5	P	0.5	P
200		±2.5%	200.01		199.98	

Container Type	METRC Harvest/Processing Lot ID #:				Product Type	Client Sample Name	Product Date	Batch Size (g)
Client Container	RH R1 ST 2018				Usable Marijuana	Sweet Tooth	12/18/2017	1449.4
METRC Batch ID	Product Temp (°C)	Humidity (%)	# of Containers	Sample Media	# Zones	# of Inc.	1" Sample Size (g)	Sample Name
1A4010300001E17000001923	9	48	1	Mylar Bag	4	7	1.5	Sweet Tooth Primary
Lab Sample ID	Container ID		Increment Zone	Sampling Media Wt. (g)	Wt. Inc+Media (g)	Increment Weight (g)	Sample METRC ID#	
18A0026-01	Sweet Tooth-1		A2	0	1.75	1.75	1A4010300001E17000002015	
18A0026-01	Sweet Tooth-1		A3	0	1.79	1.79	1A4010300001E17000002015	
18A0026-01	Sweet Tooth-1		A3	0	1.72	1.72	1A4010300001E17000002015	
18A0026-01	Sweet Tooth-1		A3	0	1.64	1.64	1A4010300001E17000002015	
18A0026-01	Sweet Tooth-1		A4	0	1.8	1.8	1A4010300001E17000002015	
18A0026-01	Sweet Tooth-1		A4	0	1.74	1.74	1A4010300001E17000002015	
18A0026-01	Sweet Tooth-1		A4	0	0	0	1A4010300001E17000002015	
Minimum Sample Size = 9.1g (Usable Marijuana Only)					Total Sample Mass = 10.44			
Observations and Abnormalities:	Batch #	Marks/Labels	Cont. Types/Sizes	Uniform	Plant Colors	Shape and Size	Sampling Plan	

Container Type	METRC Harvest/Processing Lot ID #:				Product Type	Client Sample Name	Product Date	Batch Size (g)
Client Container	RH R1 DW 2018				Usable Marijuana	Dog Walker	12/20/2017	1059.1
METRC Batch ID	Product Temp (°C)	Humidity (%)	# of Containers	Sample Media	# Zones	# of Inc.	1" Sample Size (g)	Sample Name
1A4010300001E17000001921	9	48	1	Mylar Bag	4	7	1	Dog Walker Primary
Lab Sample ID	Container ID		Increment Zone	Sampling Media Wt. (g)	Wt. Inc+Media (g)	Increment Weight (g)	Sample METRC ID#	
18A0026-02	Dog Walker -1		A1	0	1.61	1.61	1A4010300001E17000002016	
18A0026-02	Dog Walker -1		A1	0	1.45	1.45	1A4010300001E17000002016	
18A0026-02	Dog Walker -1		A2	0	1.49	1.49	1A4010300001E17000002016	
18A0026-02	Dog Walker -1		A2	0	1.53	1.53	1A4010300001E17000002016	
18A0026-02	Dog Walker -1		A3	0	1.53	1.53	1A4010300001E17000002016	
18A0026-02	Dog Walker -1		A4	0	1.59	1.59	1A4010300001E17000002016	
18A0026-02	Dog Walker -1		A4	0	1.52	1.52	1A4010300001E17000002016	

Minimum Sample Size = 7g (Usable Marijuana Only)								Total Sample Mass = 10.72	
Container Type	METRC Harvest/Processing Lot ID #:			Product Type	Client Sample Name	Product Date	Batch Size (g)		
Client Container	RH R1 MH 2018			Usable Marijuana	Mistry Haze	12/19/2017	1242.8		
METRC Batch ID	Product Temp (°C)	Humidity (%)	# of Containers	Sample Media	# Zones	# of Inc.	1* Sample Size (g)	Sample Name	
1A401030001E1700001990	9	48	1	Mylar Bag	4	7	1	Mistry Haze Primary	
Lab Sample ID	Container ID		Increment Zone	Sampling Media Wt. (g)	Wt. Inc+Media (g)	Increment Weight (g)	Sample METRC ID#		
18A0026-03	Mistry Haze-1		A1	0	1.57	1.57	1A401030001E1700002017		
18A0026-03	Mistry Haze-1		A1	0	1.49	1.49	1A401030001E1700002017		
18A0026-03	Mistry Haze-1		A2	0	1.51	1.51	1A401030001E1700002017		
18A0026-03	Mistry Haze-1		A3	0	1.45	1.45	1A401030001E1700002017		
18A0026-03	Mistry Haze-1		A3	0	1.7	1.7	1A401030001E1700002017		
18A0026-03	Mistry Haze-1		A4	0	1.55	1.55	1A401030001E1700002017		
18A0026-03	Mistry Haze-1		A4	0	1.49	1.49	1A401030001E1700002017		
Minimum Sample Size = 7g (Usable Marijuana Only)								Total Sample Mass = 10.76	
Observations and Abnormalities:	Batch #	Marks/Labels	Cont. Types/Sizes	Uniform	Plant Colors	Shape and Size	Sampling Plan		

Container Type	METRC Harvest/Processing Lot ID #:			Product Type	Client Sample Name	Product Date	Batch Size (g)		
Client Container	RH R1 BRB 2018			Usable Marijuana	Bruce Banner	12/19/2017	998.9		
METRC Batch ID	Product Temp (°C)	Humidity (%)	# of Containers	Sample Media	# Zones	# of Inc.	1* Sample Size (g)	Sample Name	
1A401030001E1700002011	9	48	1	Mylar Bag	4	7	1	Bruce Banner Primary	
Lab Sample ID	Container ID		Increment Zone	Sampling Media Wt. (g)	Wt. Inc+Media (g)	Increment Weight (g)	Sample METRC ID#		
18A0026-04	Bruce Banner -1		A1	0	1.54	1.54	1A401030001E1700002018		
18A0026-04	Bruce Banner -1		A1	0	1.55	1.55	1A401030001E1700002018		
18A0026-04	Bruce Banner -1		A2	0	1.6	1.6	1A401030001E1700002018		
18A0026-04	Bruce Banner -1		A3	0	1.53	1.53	1A401030001E1700002018		
18A0026-04	Bruce Banner -1		A4	0	1.49	1.49	1A401030001E1700002018		
Minimum Sample Size = 7g (Usable Marijuana Only)								Total Sample Mass = 10.76	
Observations and Abnormalities:	Batch #	Marks/Labels	Cont. Types/Sizes	Uniform	Plant Colors	Shape and Size	Sampling Plan		

Container Type	METRC Harvest/Processing Lot ID #:			Product Type	Client Sample Name	Product Date	Batch Size (g)	
Client Container	RH R1 BRB 2018			Usable Marijuana	Bruce Banner	12/19/2017	998.9	
METRC Batch ID	Product Temp (°C)	Humidity (%)	# of Containers	Sample Media	# Zones	# of Inc.	1* Sample Size (g)	Sample Name
1A401030001E1700002011	9	48	1	Mylar Bag	4	7	1	Bruce Banner Primary
Lab Sample ID	Container ID		Increment Zone	Sampling Media Wt. (g)	Wt. Inc+Media (g)	Increment Weight (g)	Sample METRC ID#	
18A0026-04	Bruce Banner -1		A1	0	1.54	1.54	1A401030001E1700002018	
18A0026-04	Bruce Banner -1		A1	0	1.55	1.55	1A401030001E1700002018	
18A0026-04	Bruce Banner -1		A2	0	1.6	1.6	1A401030001E1700002018	
18A0026-04	Bruce Banner -1		A3	0	1.53	1.53	1A401030001E1700002018	
18A0026-04	Bruce Banner -1		A4	0	1.49	1.49	1A401030001E1700002018	

18A0026-04	Bruce Banner -1	A4	0	1.52	1.52	1A4010300001E17000002018	
18A0026-04	Bruce Banner -1	A4	0	1.61	1.61	1A4010300001E17000002018	
	Minimum Sample Size = 7g (Usable Marijuana Only)			Total Sample Mass = 10.84			
Observations and Abnormalities:	Batch #	Marks/Labels	Cont. Types/Sizes	Uniform	Plant Colors	Shape and Size	Sampling Plan

# CHAIN OF CUSTODY

SC Laboratories Oregon LLC  
 15885 SW 74th Avenue, Ste 110  
 Tigard OR, 97224  
 (503) 272-8830  
 ORELAP ID # 4133  
[www.sciabs.com](http://www.sciabs.com)

**Client**  
 So Fresh Farms  
 27135 s. Gribble rd. canby  
 Or. 97013  
 Date Sampled: 1/26/2017  
 OLCC License #: 020-10001049848  
 Processor  
 Andrew@sofresh.farm  
 Phone: 503-844-2442  
 Sampler OLCC License #: 010-1004748743D

**COC #**  
 18A0026  
**Work Order #**  
 18A0026  
**Received By**  
 Elliott Parker  
**Received Date**  
 1/26/2017  
**Courier**  
 Elliott Parker  
**Name of Sampler**  
 Elliott Parker  
**Transfer Manifest #**  
 491911  
**Place where Sampled**  
 So Fresh Farms



**Sample Type Legend**  
 U - Usable Marijuana  
 C - Concentrate  
 P - Product  
 O - Other

Sample Name	Time	METRC Label	Unique Batch Number	SC Labs LIMS ID	Sample Type	Total Sample Mass	TESTS REQUESTED						Sample Specific Notes
							# of Increments	Polony	Water Activity	Molature Content	Pesticide	Residual Solvent	
Sweet Tooth	10:15	1A4010300001E17000002015	ST-1923	18A0026-1	U	10.44	7	X	X	X	X	X	
Dog Walker	10:20	1A4010300001E17000002016	DW-1921	18A0026-2	U	10.72	7	X	X	X	X	X	
Mistery Haze	10:25	1A4010300001E17000002017	MH-1990	18A0026-3	U	10.76	7	X	X	X	X	X	
Bruce Banner	10:30	1A4010300001E17000002018	BB-2011	18A0026-4	U	10.54	7	X	X	X	X	X	

Notes/Special Considerations: Opt OUT of Sample Duplicate Yes  No

Print Name: <u>Andrew Montgomery</u> Date: <u>1/26</u> Representative of: <u>So Fresh Farms</u> Signature: <u>[Signature]</u> Time: <u>11:08</u>	Print Name: <u>Elliott Parker</u> Date: <u>1/26</u> Representative of: <u>SC Labs</u> Signature: <u>[Signature]</u> Time: <u>11:09</u>	Print Name: _____ Date: _____ Representative of: _____ Signature: _____ Time: _____
Samples Relinquished		
Samples Received		