

Date: 7/6/15

9755 SW Commerce Circle Suite B-3  
 Wilsonville, OR 97070  
 503-625-6593

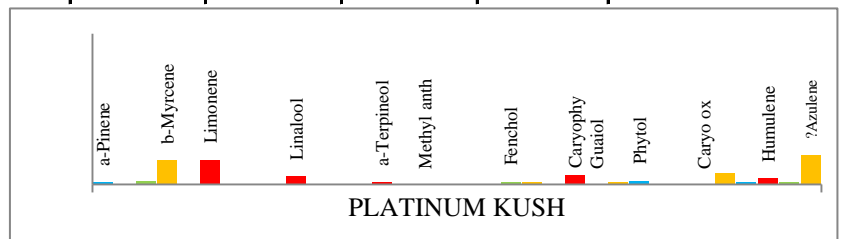
Oregons Finest / So Fresh Farms

Terpene results for the sample received on 7/1/15.

Analysis by GC/MS (Mod 8270)


Sample Name:	Platinum			Batch QC	Batch QC	150068-BLK	Detection Limit
	Kush						
Lab ID:	15G004-08			15F040-07	15F040-07dup		
alpha-Pinene	0.4			3.2	3.2	ND	0.2 mg/g
Camphene	ND			ND	ND	ND	0.2 mg/g
beta-Pinene	0.7			1.5	1.6	ND	0.2 mg/g
beta-Myrcene	5.0			2.3	2.3	ND	0.2 mg/g
p-Cymene	ND			ND	ND	ND	0.2 mg/g
Limonene	5.1			1.1	1.1	ND	0.2 mg/g
3-Carene	ND			ND	ND	ND	0.2 mg/g
2-Carene	ND			ND	ND	ND	0.2 mg/g
Eucalyptol	ND			ND	ND	ND	0.2 mg/g
Linalool	1.7			1.4	1.6	ND	0.2 mg/g
cis-Ocimene	ND			ND	ND	ND	0.2 mg/g
Borneol	ND			ND	ND	ND	0.2 mg/g
Terpinen-4-ol	ND			ND	ND	ND	0.2 mg/g
alpha-Terpineol	0.5			0.5	ND	ND	0.2 mg/g
gamma-Terpineol	ND			ND	ND	ND	0.2 mg/g
Methyl anthranilate	ND			ND	ND	ND	0.2 mg/g
trans-Ocimene	ND			ND	ND	ND	0.2 mg/g
?*unknown1	ND			ND	ND	ND	0.2 mg/g
?*-2-Carene	ND			ND	ND	ND	0.2 mg/g
Fenchol	0.6			0.8	0.8	ND	0.2 mg/g
?*-cis-2-Pinanol(v)	0.6			0.6	0.7	ND	0.2 mg/g
?*-Butanoic acid,hex es	ND			ND	ND	ND	0.2 mg/g
?*Total Monoterpenes	18.0			15.0	15.0	ND	0.2 mg/g
Caryophyllene	1.8			5.6	5.5	ND	0.2 mg/g
Guaiol	ND			1.0	1.0	ND	0.2 mg/g
alpha-Bisabolol	0.4			2.3	2.3	ND	0.2 mg/g
Phytol	0.8			1.8	1.8	ND	0.2 mg/g
cis-Nerolidol	ND			ND	ND	ND	0.2 mg/g
trans-Nerolidol	ND			ND	ND	ND	0.2 mg/g
Caryophyllene oxide	ND			1.6	1.7	ND	0.2 mg/g
?**Germacrene B	2.3			1.2	0.8	ND	0.2 mg/g
?**beta-Caryophyllene	0.4			2.5	2.6	ND	0.2 mg/g
Humulene	1.3			4.0	4.0	ND	0.2 mg/g
?**alpha-Farnesene	0.5			1.1	1.0	ND	0.2 mg/g
?**l-Azulene	6.1			15.1	15.5	ND	0.2 mg/g
**lTotal Sesquiterpenes	39.0			78.0	79.0	ND	0.2 mg/g
Water (% moisture)	5.8%			0.0%	0.0%	NA	±0.2%
Surrogate % Recovery:	98%			96%	98%	106%	d6-Phenol
Extraction Date:	7/2/15			6/30/15	6/30/15	7/2/15	
Analysis Date:	7/5/15			7/2/15	7/2/15	7/5/15	

NA = Not Applicable      ND = Not Detected  
 Detection Limit is based on the dry weight equivalent.  
 -BLK = The method blank associated with this batch.  
 -dup = The method duplicate associated with this batch.  
 \*Compound concentration is estimated based on linalool.  
 \*\*Compound concentration is estimated based on caryophyllene.  
 ? Compound has not been verified by standard.



Analyst: Pat Marshall  
 Sr. Chemist

Date: 7/6/15



Date: 7/6/15

9755 SW Commerce Circle Suite B-3  
Wilsonville, OR 97070  
503-625-6593

Oregons Finest / So Fresh Farms  
Cannabinoid results for the sample received on 7/1/15.

Analysis by GC/MS (Mod 8270)

Sample Name:	Platinum			Batch QC	Batch QC	150068-BLK	Detection Limit
	Kush						
Lab ID:	15G004-08			15F040-07	15F040-07dup		
THC	230			715	709	ND	0.2 mg/g
as THC	ND			71.5	70.9	ND	0.2 mg/g
as THCA	260			727	721	ND	0.2 mg/g
CBD Cannabidiol	1.0			9.9	9.9	ND	0.2 mg/g
as CBD	ND			1.0	1.0	ND	0.2 mg/g
as CBDA	1.1			10.1	10.0	ND	0.2 mg/g
CBN Cannabinol	1.7			13.4	14.1	ND	0.2 mg/g
*CBC1 Cannabichromene	ND			ND	ND	ND	0.2 mg/g
*CBC2 Cannabichromene	ND			ND	ND	ND	0.2 mg/g
*CBC3 Cannabichromene	ND			ND	ND	ND	0.2 mg/g
CBC Cannabichromene	3.4			24.9	25.7	ND	0.2 mg/g
*THCV Tetrahydrocannabivarin	1.6			12.6	12.6	ND	0.2 mg/g
*CBG Cannabigerol	6			24	27	ND	0.2 mg/g
*CBDV Cannabidivanol	ND			ND	ND	ND	0.2 mg/g
delta-8-THC	ND			ND	ND	ND	0.2 mg/g
*?THC-C4	0.4			1.6	1.7	ND	0.2 mg/g
*CBP ?Cannabipat	0.8			ND	ND	ND	0.2 mg/g
*CB1 ?CBD-C1	ND			ND	ND	ND	0.2 mg/g
*CB2 ?THC-C1	0.3			ND	0.5	ND	0.2 mg/g
*CB3 ?Cannabi-three	ND			0.6	0.8	ND	0.2 mg/g
*CB4 ?Cannabi-four	0.3			1.0	1.0	ND	0.2 mg/g
*CB5 ?Cannabi-five	ND			1.2	1.0	ND	0.2 mg/g
*CB6 ?(Z)-CBG-C5	ND			ND	ND	ND	0.2 mg/g
*CB7 ?Cannabi-seven	ND			ND	ND	ND	0.2 mg/g
*CB8 ?Cannabi-eight	ND			ND	ND	ND	0.2 mg/g
*CB9 ?Cannabi-nine	0.4			1.0	1.1	ND	0.2 mg/g
*CB10 ?Cannabi-ten	ND			ND	ND	ND	0.2 mg/g
*Wax1 ?C29	0.5			4.2	6.2	ND	0.2 mg/g
*Wax2 ?C30	ND			0.7	0.8	ND	0.2 mg/g
Water (% moisture)	5.8%			0.0%	0.0%	NA	±0.2%
Surrogate % Recovery:	98%			96%	98%	106%	d6-Phenol
Extraction Date:	7/2/15			6/30/15	6/30/15	7/2/15	
Analysis Date:	7/5/15			7/2/15	7/2/15	7/5/15	

NA = Not Applicable ND = Not Detected

Detection Limit is based on the dry weight equivalent.

-BLK = The method blank associated with this batch.

-dup = The method duplicate associated with this batch.

\*Compound concentration is estimated based on CBC or CBD.

? Compound has not been verified.

NOTE: THCV Tetrahydrocannabivarin is THC-C3

Analyst: *Pat Marshall*  
Sr. Chemist

Date: 7/6/15

## PLATINUM KUSH

Mold by AOAC BAM: PASS

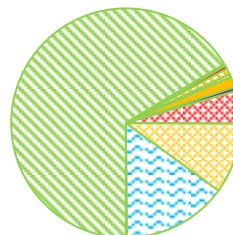
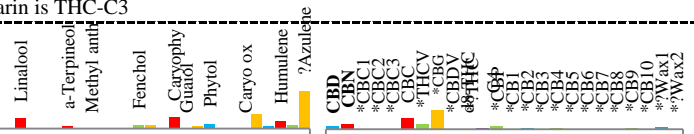
Pesticides by Method 8270 at 0.1ppm: PASS

Potency by Method 8270



15G004-08

THC	23.0%
as THC	0.00%
as THCA	26.0%
CBD	0.10%
as CBD	0.00%
as CBDA	0.11%
CBN	0.17%
total CBC	0.34%
THCV*	0.16%
CBG*	0.6%




Wax 0%  
Other CB's 0.2%  
Monoterpenes 1.8%  
Sesquiterpenes 3.9%  
Water 5.8%



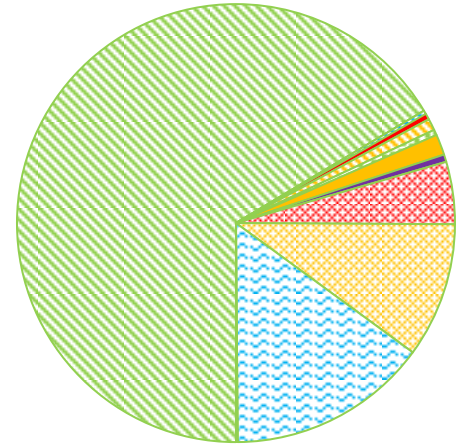
# PLATINUM KUSH

Mold by AOAC BAM: PASS  
 Pesticides by Method 8270 at 0.1ppm: PASS  
 Potency by Method 8270

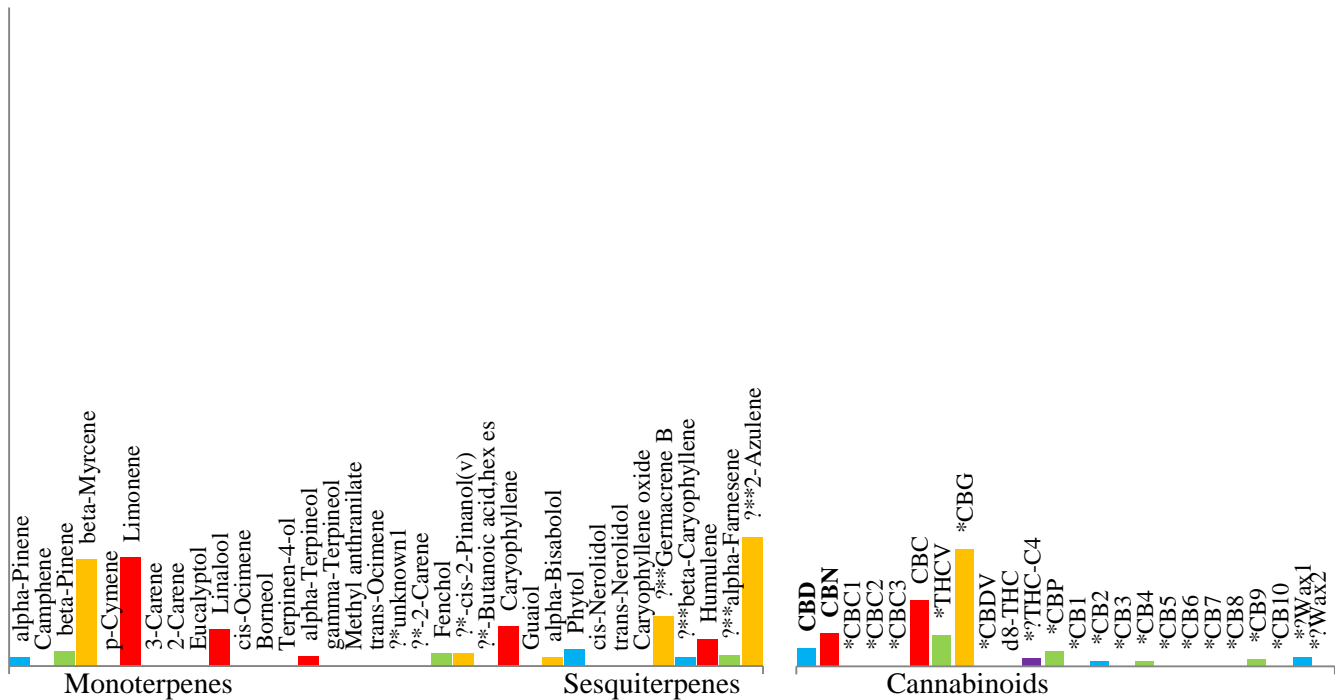
Analysis Date  
 7/2/15  
 7/3/15  
 7/5/15



<b>THC</b>	<b>23.0%</b>
as THC	0.00%
as THCA	26.0%
<b>CBD</b>	<b>0.10%</b>
as CBD	0.00%
as CBDA	0.11%
<b>CBN</b>	<b>0.17%</b>
total CBC	0.34%
THCV	0.16%
CBG	0.6%
Other CB's	0.2%
Monoterpenes	1.8%
Sesquiterpenes	3.9%
Water	5.8%
Wax	0%



Pie Chart based on Total Extractables




<u>Strain Match</u>	<u>From Lab ID</u>
98% PLATINUM BUBBA	14A007-02
96% DOGWALKER	14A004-01
96% GIRL SCOUT COOKIES	14A004-04
95% G-13	14A017-01
95% ROYAL PURPLE KUSH	14B011-03

Notes:

Analyst: Pat Marshall

Date: 7/6/15

Sr. Chemist



Date: 7/6/15

9755 SW Commerce Circle Suite B-3  
 Wilsonville, OR 97070  
 503-625-6593

Oregons Finest / So Fresh Farms

Mold and Pesticide results for the sample received on 7/1/15.

Mold by AOAC BAM

Pesticides by GC/MS (Mod 8270)

		Platinum						
	Sample Name:	Kush			Batch QC	Batch QC		
	Lab ID:	15G004-08			15G004-01	15G004-01dup	150068m-BLK	Passing Limit
Mold / Mildew	Petri #1	0			250	500	0	10000 cfu
Analysis Date:		7/2/15			7/2/15	7/2/15	7/2/15	
Result		PASS						

		Platinum						
	Sample Name:	Kush			Batch QC			
	Lab ID:	15G004-08			150068p-BS	150068p-BLK		Detection Limit
Pesticides								
Chlorinated (29)		ND			Found	ND		0.1 ppm
Nitrogen/Phosphorous (86)		ND			Found	ND		0.1 ppm
Carbamate (12)		ND			Found	ND		0.1 ppm
Pyrethrins (12)		ND			ND	ND		0.1 ppm
Water (% moisture)		5.8%			NA	NA		±0.2%
Surrogate % Recovery:		92%			113%	114%		d6-Phenol
Extraction Date:		7/3/15			7/3/15	7/3/15		
Analysis Date:		7/3/15			7/3/15	7/3/15		
Result		PASS						

Notes:

NA = Not Applicable                      ND = Not Detected

Detection Limit is based on as received basis.

Detection Limit is higher for some pesticides, due to the matrix.

-BLK = The method blank associated with this batch.

-BS = The blank spike associated with this batch.

-MS = The matrix spike associated with this batch.

Analyst: Pat Marshall  
 Sr. Chemist

Date: 7/6/15