
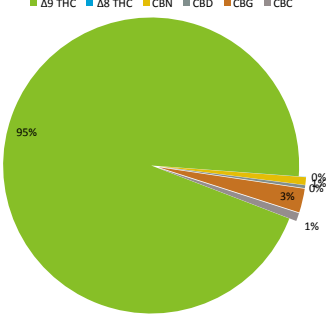
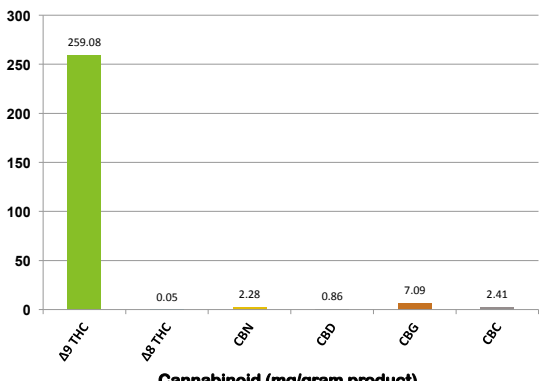
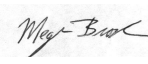




**A<sup>+</sup>ANALYTICAL**  
oregon's leader in cannabis safety and analysis

8700 SW 26th Ave Suite L  
Portland, OR 97219  
(503)954-3972  
www.3BAnalytical.com  
test@3BAnalytical.com

## Oregon Medical Marijuana Certificate of Analysis

| Lab Report                           |                              |                 | Date: 9/23/16  | Tracking#: 38267R  |
|--------------------------------------|------------------------------|-----------------|--|--------------------|
| Analysis                             | Method                       | Instrument      |    | <b>26.14 % THC</b> |
| Pesticide                            | GC/MS                        | Clarus 680/SQ8T |  |                    |
| Potency                              | GC/FID                       | Clarus 680      |  |                    |
| Mold/Mildew                          | Petrifilm                    | N/A             |  |                    |
| Terpene                              | GC/FID                       | Clarus 680      |  |                    |
| <b>Moisture Analysis</b>             |                              |                 | <b>Matrix: Flower</b>  |                    |
| Sample                               | Mass (g)                     | %Solid          | <b>0.09 % CBD</b>  |                    |
| Initial (received weight)            | 0.99                         | 93.43           |  |                    |
| Final (dehydrated weight)            | 0.92                         | 100.00          |  |                    |
| <b>Potency Profile</b>               |                              |                 |   |                    |
| Cannabinoid                          | %H2O Corrected               | %Total          |  |                    |
| Tetrahydrocannabinol (THC)           | 24.42                        | 26.14           |  |                    |
| -Δ9 Tetrahydrocannabinol (THC)       | 24.21                        | 25.908          |  |                    |
| -Δ8 Tetrahydrocannabinol (THC)       | 0.00                         | 0.005           |  |                    |
| -Cannabinol (CBN)                    | 0.21                         | 0.228           |  |                    |
| Cannabidiol (CBD)                    | 0.08                         | 0.086           |  |                    |
| Cannabigerol (CBG)                   | 0.66                         | 0.709           |  |                    |
| Cannabichromeone (CBC)               | 0.23                         | 0.241           |  |                    |
| <b>Microbial Analysis</b>            |                              |                 |    |                    |
| Culture                              | CFU/g                        | Pass/Fail       |  |                    |
| Mold/Mildew                          | <10000                       | Pass            |  |                    |
| <b>Summary of Pesticide Analysis</b> |                              |                 |  |                    |
| Class                                | Analysis Results             | Pass/Fail       |  |                    |
| Carbamates                           | < LOQ of 0.1 ppm             | Pass            |  |                    |
| Pyrethroids                          | < LOQ of 0.1 ppm             | Pass            |  |                    |
| Organophosphates                     | < LOQ of 0.1 ppm             | Pass            |  |                    |
| Chlorinated Hydrocarbons             | < LOQ of 0.1 ppm             | Pass            |  |                    |
| <b>Pesticide Analytes</b>            |                              |                 |  |                    |
|                                      | Analysis Results             | Pass/Fail       |  |                    |
| Acephate                             | < LOQ of 0.1 ppm             | Pass            |  |                    |
| Azinphos methyl                      | < LOQ of 0.1 ppm             | Pass            |  |                    |
| Bifenthrin                           | < LOQ of 0.1 ppm             | Pass            |  |                    |
| Captan                               | < LOQ of 0.1 ppm             | Pass            |  |                    |
| Carbaryl                             | < LOQ of 0.1 ppm             | Pass            |  |                    |
| Chlorpyrifos                         | < LOQ of 0.1 ppm             | Pass            |  |                    |
| Coumaphos                            | < LOQ of 0.1 ppm             | Pass            |  |                    |
| Cyprodinil                           | < LOQ of 0.1 ppm             | Pass            |  |                    |
| Deltamethrin                         | < LOQ of 0.1 ppm             | Pass            |  |                    |
| Diazinon                             | < LOQ of 0.1 ppm             | Pass            |  |                    |
| Dichofluanid                         | < LOQ of 0.1 ppm             | Pass            |  |                    |
| Dichlorvos                           | < LOQ of 0.1 ppm             | Pass            |  |                    |
| Dimethoate                           | < LOQ of 0.1 ppm             | Pass            |  |                    |
| Fenhexamid                           | < LOQ of 0.1 ppm             | Pass            |  |                    |
| Fenpropathrin                        | < LOQ of 0.1 ppm             | Pass            |  |                    |
| Fenthion                             | < LOQ of 0.1 ppm             | Pass            |  |                    |
| Folpet                               | < LOQ of 0.1 ppm             | Pass            |  |                    |
| Imazalil                             | < LOQ of 0.1 ppm             | Pass            |  |                    |
| Iprodione                            | < LOQ of 0.1 ppm             | Pass            |  |                    |
| Malathion                            | < LOQ of 0.1 ppm             | Pass            |  |                    |
| Metalaxyl                            | < LOQ of 0.1 ppm             | Pass            |  |                    |
| Methamidophos                        | < LOQ of 0.1 ppm             | Pass            |  |                    |
| Methiocarb                           | < LOQ of 0.1 ppm             | Pass            |  |                    |
| Mevinphos                            | < LOQ of 0.1 ppm             | Pass            |  |                    |
| Myclobutanil                         | < LOQ of 0.1 ppm             | Pass            |  |                    |
| Omethoate                            | < LOQ of 0.1 ppm             | Pass            |  |                    |
| cis-Permethrin                       | < LOQ of 0.1 ppm             | Pass            |  |                    |
| trans-Permethrin                     | < LOQ of 0.1 ppm             | Pass            |  |                    |
| Phosalone                            | < LOQ of 0.1 ppm             | Pass            |  |                    |
| Pirimiphos methyl                    | < LOQ of 0.1 ppm             | Pass            |  |                    |
| Propargite                           | < LOQ of 0.1 ppm             | Pass            |  |                    |
| Thiabendazole                        | < LOQ of 0.1 ppm             | Pass            |  |                    |
| Vinclozolin                          | < LOQ of 0.1 ppm             | Pass            |  |                    |
| <b>Quality Control Results</b>       |                              |                 | <br><b>Quality Assurance Manager/Lab Director</b> |                    |
|                                      | Analysis Results             |                 |  |                    |
| Method Blank                         | No Analytes Detected         | Pass            |  |                    |
| Quality Control Sample               | 90-110% of Expected Recovery | Pass            |  |                    |

Definitions:  
LOQ=Limit of Quantitation