
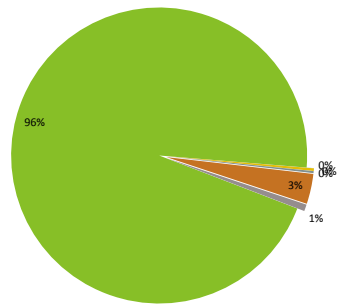
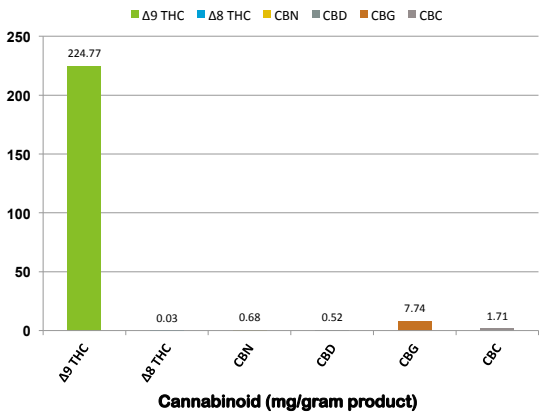
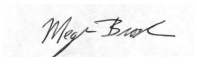




ANALYTICAL
oregon's leader in cannabis safety and analysis

8700 SW 26th Ave Suite L
Portland, OR 97219
(503)954-3972
www.3BAnalytical.com
test@3BAnalytical.com

Oregon Medical Marijuana Certificate of Analysis

Lab Report			Date: 3/10/16	Tracking#: 34229	
Analysis	Method	Instrument		Batch: GSC	
Pesticide	GC/MS	Clarus 680/SQ8T		Source: Sofresh Farms	
Potency	GC/FID	Clarus 680		Matrix: Flower	
Mold/Mildew	Petrifilm	N/A		22.55 % THC	
Terpene	GC/FID	Clarus 680			
Moisture Analysis			0.05 % CBD		
Sample	Mass (g)	%Solid			
Initial (received weight)	0.97	93.30	6.70	by dehydrated weight	
Final (dehydrated weight)	0.91	100.00	0.00		
Potency Profile			Ratio Of Cannabinoids (total 100%)		
Cannabinoid	%H2O Corrected	%Total			
Tetrahydrocannabinol (THC)	21.04	22.55			
-Δ9 Tetrahydrocannabinol (THC)	20.97	22.477			
-Δ8 Tetrahydrocannabinol (THC)	0.00	0.003			
-Cannabinol (CBN)	0.06	0.068			
Cannabidiol (CBD)	0.05	0.052			
Cannabigerol (CBG)	0.72	0.774			
Cannabichromeone (CBC)	0.16	0.171			
Microbial Analysis			Cannabinoid Dosage Scale		
Culture	CFU/g	Pass/Fail			
Mold/Mildew	<10000	Pass			
Summary of Pesticide Analysis			Definitions: LOQ=Limit of Quantitation		
Class	Analysis Results	Pass/Fail			
Carbamates	< LOQ of 0.1 ppm	Pass			
Pyrethroids	< LOQ of 0.1 ppm	Pass	Quality Assurance Manager/Lab Director		
Organophosphates	< LOQ of 0.1 ppm	Pass			
Chlorinated Hydrocarbons	< LOQ of 0.1 ppm	Pass			
Pesticide Analytes					
Acephate	< LOQ of 0.1 ppm	Pass			
Azinphos methyl	< LOQ of 0.1 ppm	Pass			
Bifenthrin	< LOQ of 0.1 ppm	Pass			
Captan	< LOQ of 0.1 ppm	Pass			
Carbaryl	< LOQ of 0.1 ppm	Pass			
Chlorpyrifos	< LOQ of 0.1 ppm	Pass			
Coumaphos	< LOQ of 0.1 ppm	Pass			
Cyprodinil	< LOQ of 0.1 ppm	Pass			
Deltamethrin	< LOQ of 0.1 ppm	Pass			
Diazinon	< LOQ of 0.1 ppm	Pass			
Dicholfluanid	< LOQ of 0.1 ppm	Pass			
Dichlorvos	< LOQ of 0.1 ppm	Pass			
Dimethoate	< LOQ of 0.1 ppm	Pass			
Fenhexamid	< LOQ of 0.1 ppm	Pass			
Fenpropathrin	< LOQ of 0.1 ppm	Pass			
Fenthion	< LOQ of 0.1 ppm	Pass			
Folpet	< LOQ of 0.1 ppm	Pass			
Imazalil	< LOQ of 0.1 ppm	Pass			
Iprodione	< LOQ of 0.1 ppm	Pass			
Malathion	< LOQ of 0.1 ppm	Pass			
Metalaxyl	< LOQ of 0.1 ppm	Pass			
Methamidophos	< LOQ of 0.1 ppm	Pass			
Methiocarb	< LOQ of 0.1 ppm	Pass			
Mevinphos	< LOQ of 0.1 ppm	Pass			
Myclobutanil	< LOQ of 0.1 ppm	Pass			
Omethoate	< LOQ of 0.1 ppm	Pass			
cis-Permethrin	< LOQ of 0.1 ppm	Pass			
trans-Permethrin	< LOQ of 0.1 ppm	Pass			
Phosalone	< LOQ of 0.1 ppm	Pass			
Pirimiphos methyl	< LOQ of 0.1 ppm	Pass			
Propargite	< LOQ of 0.1 ppm	Pass			
Thiabendazole	< LOQ of 0.1 ppm	Pass			
Vinclozolin	< LOQ of 0.1 ppm	Pass			
Quality Control Results					
Method Blank	No Analytes Detected	Pass			
Quality Control Sample	90-110% of Expected Recovery	Pass			