

Certificate of Analysis

Powered by Confident Cannabis
1 of 5



Juniper Analytics LLC

1334 NE 2nd St
Bend, OR
(541) 382-3796
<http://www.juniperanalyticsllc.com>
ORELAP: License # 10035537931

So Fresh Farms

Canby, OR 97013
(503) 888-2159
Lic. #020-100010499D8




Sample: 18JA0729.01

Flower - Full Compliance w/Terps - CAN, PES-
R, MC, WA, TER

Intake Date: 05/18/2018
Completion Date: 05/22/2018
Harvest/Prod. Date: 11/16/2017

Durban poison Flower

Strain: Durban poison Flower
METRC Sample: 1A4010300001E17000002744
Batch #: 2743



24.657%

Total THC %

<LOQ

Total CBD %

246.57 mg/g

Total THC mg/g

<LOQ

Total CBD mg/g

Pesticides **Pass**

Water Activity **Pass**

Moisture Content **Complete**

See attached sheets for details

This product has been tested by Juniper Analytics, LLC using valid testing methodologies and a quality system as required by state law. Values reported relate only to the product tested and batched under the batch number identified above. Test results are valid for one year after the completion data. Juniper Analytics, LLC makes no claims as to the efficacy, safety, or other risks associated with any detected or non-detected level of any compounds reported herein. This Certificate shall not be reproduced except in full, without the written approval of Juniper Analytics, LLC.

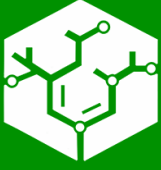
Cassie Ereman
QA Review

Confident Cannabis
All Rights Reserved
support@confidentcannabis.com
(866) 506-5866
www.confidentcannabis.com



Certificate of Analysis

Powered by Confident Cannabis
2 of 5



Juniper Analytics LLC

1334 NE 2nd St
Bend, OR
(541) 382-3796
<http://www.juniperanalyticsllc.com>
ORELAP: License # 10035537931

So Fresh Farms

Canby, OR 97013
(503) 888-2159
Lic. #020-100010499D8



Sample: 18JA0729.01

Flower - Full Compliance w/Terps - CAN, PES-
R, MC, WA, TER

Intake Date: 05/18/2018
Completion Date: 05/22/2018
Harvest/Prod. Date: 11/16/2017
Potency Analysis Date: 05/18/2018

Durban poison Flower

Strain: Durban poison Flower
METRC Sample: 1A4010300001E17000002744
Batch #: 2743



Cannabinoid Profile

24.657%
Total THC
246.57 mg/g
Total THC mg/g

<LOQ
Total CBD
<LOQ
Total CBD mg/g

Analyte	LOQ mg/g	Mass %	Mass mg/g
THCa	0.570	25.383	253.83
Δ9-THC	0.570	2.396	23.96
Δ8-THC	0.570	<LOQ	<LOQ
THCV	0.570	0.176	1.76
CBDa	0.570	<LOQ	<LOQ
CBD	0.570	<LOQ	<LOQ
CBN	0.570	<LOQ	<LOQ
CBG	0.570	0.125	1.25
CBC	0.570	<LOQ	<LOQ
Total		28.080	280.80

Total THC = THCa * 0.877 + Δ9-THC
Total CBD = CBDa * 0.877 + CBD

Instrument: HPLC/DAD; Method: JA-Potency-Proprietary; LOQ = Limit of Quantitation; The reported result is based on a sample weight with the applicable moisture content for that sample; Unless otherwise stated all quality control samples performed within specifications established by the Laboratory. Potency Analysis (Oregon Compliance Standard OAR 333-007-0430).

Cassie Ereman
QA Review

Confident Cannabis
All Rights Reserved
support@confidentcannabis.com
(866) 506-5866
www.confidentcannabis.com



Certificate of Analysis

Powered by Confident Cannabis
3 of 5



Juniper Analytics LLC

1334 NE 2nd St
Bend, OR
(541) 382-3796
<http://www.juniperanalyticsllc.com>
ORELAP: License # 10035537931

So Fresh Farms

Canby, OR 97013
(503) 888-2159
Lic. #020-100010499D8



Sample: 18JA0729.01



Flower - Full Compliance w/Terps - CAN, PES-
R, MC, WA, TER

Intake Date: 05/18/2018
Completion Date: 05/22/2018
Harvest/Prod. Date: 11/16/2017
Terpenes Analysis Date: 05/22/2018

Durban poison Flower

Strain: Durban poison Flower
METRC Sample: 1A4010300001E17000002744
Batch #: 2743
Terpenes

Analyte	LOQ	Mass	Mass		Analyte	LOQ	Mass	Mass	
	mg/g	mg/g	%			mg/g	mg/g	%	
Terpinolene		37.27	3.727	<div style="width: 100%;"></div>	Sabinene		0.40	0.040	<div style="width: 10%;"></div>
β-Myrcene		13.97	1.397	<div style="width: 35%;"></div>	Camphene		0.24	0.024	<div style="width: 5%;"></div>
cis-Ocimene		11.69	1.169	<div style="width: 30%;"></div>	p-Cymene		0.14	0.014	<div style="width: 5%;"></div>
β-Pinene		8.43	0.843	<div style="width: 25%;"></div>	Allo-Ocimene	<LOQ	<LOQ	<LOQ	
Sabinene Hydrate		7.92	0.792	<div style="width: 22%;"></div>	α-Bisabolol	<LOQ	<LOQ	<LOQ	
α-Pinene		6.36	0.636	<div style="width: 18%;"></div>	α-Cedrene	<LOQ	<LOQ	<LOQ	
δ-Limonene		3.81	0.381	<div style="width: 10%;"></div>	Borneol	<LOQ	<LOQ	<LOQ	
δ-3-Carene		3.22	0.322	<div style="width: 8%;"></div>	Camphor	<LOQ	<LOQ	<LOQ	
α-Phellandrene		3.13	0.313	<div style="width: 8%;"></div>	Cedrol	<LOQ	<LOQ	<LOQ	
β-Caryophyllene		2.69	0.269	<div style="width: 7%;"></div>	cis-Nerolidol	<LOQ	<LOQ	<LOQ	
α-Terpineol		2.56	0.256	<div style="width: 7%;"></div>	Fenchol	<LOQ	<LOQ	<LOQ	
γ-Terpinene		1.22	0.122	<div style="width: 3%;"></div>	Fenchone	<LOQ	<LOQ	<LOQ	
Guaiol		1.10	0.110	<div style="width: 3%;"></div>	γ-Terpineol	<LOQ	<LOQ	<LOQ	
α-Terpinene		1.07	0.107	<div style="width: 3%;"></div>	Geraniol	<LOQ	<LOQ	<LOQ	
β-Ocimene		0.92	0.092	<div style="width: 2%;"></div>	Geranyl Acetate	<LOQ	<LOQ	<LOQ	
α-Humulene		0.80	0.080	<div style="width: 2%;"></div>	Isopulegol	<LOQ	<LOQ	<LOQ	
Isoborneol		0.73	0.073	<div style="width: 2%;"></div>	Nerol	<LOQ	<LOQ	<LOQ	
Linalool		0.61	0.061	<div style="width: 1%;"></div>	(+)-Pulegone	<LOQ	<LOQ	<LOQ	
Caryophyllene Oxide		0.57	0.057	<div style="width: 1%;"></div>	trans-Nerolidol	<LOQ	<LOQ	<LOQ	
Eucalyptol		0.43	0.043	<div style="width: 1%;"></div>	Valencene	<LOQ	<LOQ	<LOQ	
					Total		109.28	10.928	



Instrument: GC/MS; Method: JA-Terpene-Proprietary; LOQ = Limit of Quantitation; Unless otherwise stated all quality control samples performed within specifications established by the Laboratory.

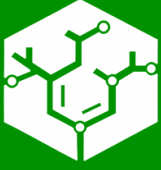
Cassie Ereman
QA Review

Confident Cannabis
All Rights Reserved
support@confidentcannabis.com
(866) 506-5866
www.confidentcannabis.com



Certificate of Analysis

Powered by Confident Cannabis
4 of 5



Juniper Analytics LLC

1334 NE 2nd St
Bend, OR
(541) 382-3796
<http://www.juniperanalyticsllc.com>
ORELAP: License # 10035537931

So Fresh Farms

Canby, OR 97013
(503) 888-2159
Lic. #020-100010499D8



Sample: 18JA0729.01

Flower - Full Compliance w/Terps - CAN, PES-
R, MC, WA, TER

Intake Date: 05/18/2018
Completion Date: 05/22/2018
Harvest/Prod. Date: 11/16/2017
Pesticides Analysis Date: 05/21/2018

Durban poison Flower

Strain: Durban poison Flower
METRC Sample: 1A4010300001E17000002744
Batch #: 2743

Pesticides

Pass

Analyte	LOQ	Limit	Results	Status	Analyte	LOQ	Limit	Results	Status
	PPM	PPM	PPM			PPM	PPM	PPM	
Abamectin	0.25	0.50	<LOQ	Pass	Imazalil	0.10	0.20	<LOQ	Pass
Acephate	0.20	0.40	<LOQ	Pass	Imidacloprid	0.20	0.40	<LOQ	Pass
Acequinocyl	1.00	2.00	<LOQ	Pass	Kresoxim Methyl	0.20	0.40	<LOQ	Pass
Acetamiprid	0.10	0.20	<LOQ	Pass	Malathion	0.10	0.20	<LOQ	Pass
Aldicarb	0.20	0.40	<LOQ	Pass	Metalaxyl	0.10	0.20	<LOQ	Pass
Azoxystrobin	0.10	0.20	<LOQ	Pass	Methiocarb	0.10	0.20	<LOQ	Pass
Bifenazate	0.10	0.20	<LOQ	Pass	Methomyl	0.20	0.40	<LOQ	Pass
Bifenthrin	0.10	0.20	<LOQ	Pass	Methyl Parathion	0.10	0.20	<LOQ	Pass
Boscalid	0.20	0.40	<LOQ	Pass	MGK-264	0.10	0.20	<LOQ	Pass
Carbaryl	0.10	0.20	<LOQ	Pass	Myclobutanil	0.10	0.20	<LOQ	Pass
Carbofuran	0.10	0.20	<LOQ	Pass	Naled	0.25	0.50	<LOQ	Pass
Chlorantraniliprole	0.10	0.20	<LOQ	Pass	Oxamyl	0.50	1.00	<LOQ	Pass
Chlorfenapyr	0.50	1.00	<LOQ	Pass	Paclobotrazol	0.20	0.40	<LOQ	Pass
Chlorpyrifos	0.10	0.20	<LOQ	Pass	Permethrins	0.10	0.20	<LOQ	Pass
Clofentezine	0.10	0.20	<LOQ	Pass	Phosmet	0.10	0.20	<LOQ	Pass
Cyfluthrin	0.50	1.00	<LOQ	Pass	Piperonyl Butoxide	1.00	2.00	<LOQ	Pass
Cypermethrin	0.50	1.00	<LOQ	Pass	Prallethrin	0.10	0.20	<LOQ	Pass
Daminozide	0.50	1.00	<LOQ	Pass	Propiconazole	0.20	0.40	<LOQ	Pass
DDVP	0.50	1.00	<LOQ	Pass	Propoxur	0.10	0.20	<LOQ	Pass
Diazinon	0.10	0.20	<LOQ	Pass	Pyrethrins	0.50	1.00	<LOQ	Pass
Dimethoate	0.10	0.20	<LOQ	Pass	Pyridaben	0.10	0.20	<LOQ	Pass
Ethoprophos	0.10	0.20	<LOQ	Pass	Spinosad	0.10	0.20	<LOQ	Pass
Etofenprox	0.20	0.40	<LOQ	Pass	Spiromesifen	0.10	0.20	<LOQ	Pass
Etoxazole	0.10	0.20	<LOQ	Pass	Spirotetramat	0.10	0.20	<LOQ	Pass
Fenoxycarb	0.10	0.20	<LOQ	Pass	Spiroxamine	0.20	0.40	<LOQ	Pass
Fenpyroximate	0.20	0.40	<LOQ	Pass	Tebuconazole	0.20	0.40	<LOQ	Pass
Fipronil	0.20	0.40	<LOQ	Pass	Thiacloprid	0.10	0.20	<LOQ	Pass
Flonicamid	0.50	1.00	<LOQ	Pass	Thiamethoxam	0.10	0.20	<LOQ	Pass
Fludioxonil	0.20	0.40	<LOQ	Pass	Trifloxystrobin	0.10	0.20	<LOQ	Pass
Hexythiazox	0.50	1.00	<LOQ	Pass					

Instrument: LC-MS/MS; Method: AOAC 2007.1-Mod; LOQ = Limit of Quantitation; The reported result is based on wet sample weight for that sample; Unless otherwise stated all quality control samples performed within specifications established by the Laboratory.Pesticide Analysis (Oregon Compliance Standard OAR 333-008-1190).

Cassie Ereman
QA Review

Confident Cannabis
All Rights Reserved
support@confidentcannabis.com
(866) 506-5866
www.confidentcannabis.com



Certificate of Analysis

Powered by Confident Cannabis
5 of 5



Juniper Analytics LLC

1334 NE 2nd St
Bend, OR
(541) 382-3796
<http://www.juniperanalyticsllc.com>
ORELAP: License # 10035537931

So Fresh Farms

Canby, OR 97013
(503) 888-2159
Lic. #020-100010499D8



Sample: 18JA0729.01

Flower - Full Compliance w/Terps - CAN, PES-
R, MC, WA, TER

Intake Date: 05/18/2018
Completion Date: 05/22/2018
Harvest/Prod. Date: 11/16/2017
Moisture Analysis Date: 05/21/2018
Water Activity Analysis Date: 05/21/2018

Durban poison Flower

Strain: Durban poison Flower
METRC Sample: 1A4010300001E17000002744
Batch #: 2743

Moisture Content / Water Activity

13.60%

Moisture

Pass

0.4 aw

Water Activity

Instrument: Aqua Lab Water Activity Meter. Water Activity and Moisture Content (Oregon Compliance Standard OAR 333-007-0420)
Instrument: Sartorius MA37 Electronic Moisture Analyzer

Cassie Ereman
QA Review

Confident Cannabis
All Rights Reserved
support@confidentcannabis.com
(866) 506-5866
www.confidentcannabis.com

